



Features

- 7" 800 x 480 TFT LCD, LED Backlight
- Fan-less Cooling System
- COM2 and COM3 RS-485 support MPI 187.5K, please use one at one time
- PCB coating process ensures high reliability to resist from corrosion in harsh environment
- Built-in Power Isolation
- NEMA4 / IP65 Compliant Front Panel

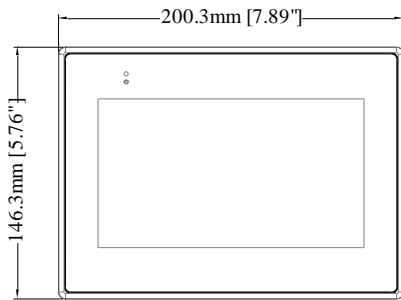
Display	Display	7" TFT
	Resolution	800 x 480
	Brightness (cd/m ²)	400
	Contrast Ratio	500:1
	Backlight Type	LED
	Backlight Life Time	>30,000 hrs.
	Colors	16.7M
	LCD Viewing Angle (T/B/L/R)	70/50/70/70
Touch Panel	Type	4-wire Resistive Type
	Accuracy	Active Area Length(X)±2%, Width(Y)±2%
Memory	Flash	128 MB
	RAM	128 MB
Processor		32 bits RISC Cortex-A8 600MHz
I/O Port	SD Card Slot	N/A
	USB Host	USB 2.0 x 1
	USB Client	N/A
	Ethernet	10/100 Base-T x 1
	COM Port	COM1: RS-232 COM2: RS-485 2W/4W COM3: RS-485 2W
	RS-485 Dual Isolation	N/A
	CAN Bus	N/A
	HDMI	N/A
	Audio Output	N/A
	Video Input	N/A
	RTC	
Power	Input Power	24±20%VDC
	Power Isolation	Built-in
	Power Consumption	450mA@24VDC (Includes power consumption of USB device.)
	Voltage Resistance	500VAC (1 min.)
	Isolation Resistance	Exceed 50MΩ at 500VDC
	Vibration Endurance	10 to 25Hz (X, Y, Z direction 2G 30 minutes)
Specification	PCB Coating	Yes

	Enclosure	Plastic
	Dimensions WxHxD	200.3 x 146.3 x 34 mm
	Panel Cutout	192 x 138 mm
	Weight	Approx. 0.6 kg
	Mount	Panel mount
Environment	Protection Structure	NEMA4 / IP65 Compliant Front Panel
	Storage Temperature	-20° ~ 60°C (-4° ~ 140°F)
	Operating Temperature	0° ~ 50°C (32° ~ 122°F)
	Relative Humidity	10% ~ 90% (non-condensing)
Certificate	CE	CE marked
	ATEX	ATEX Zone 2/22 Category 3 G/D
Software		EasyBuilder Pro V4.10.04 or later versions

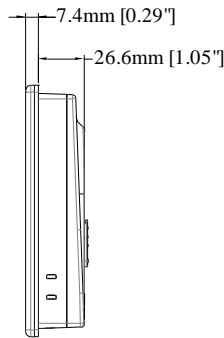
Dimensions



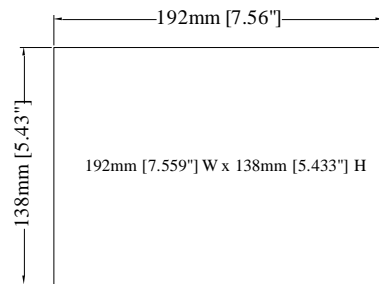
Top View



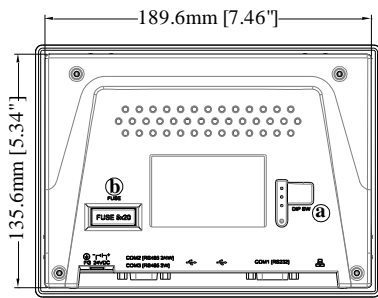
Front View



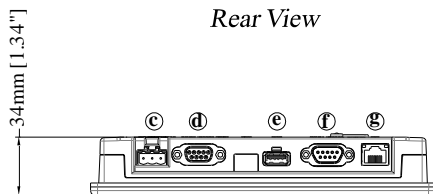
Side View



Cutout Dimensions



Rear View



Bottom View

a.	DIP SW
b.	Fuse
c.	Power Connector
d.	COM2 RS-485 2W/4W, COM3 RS-485 2W
e.	USB Host
f.	COM1 RS-232
g.	Ethernet

Ordering Information

- MT8071iE1:**
7" 800 x 480 TFT LCD HMI, Built-in 128 MB flash memory / 128 MB DDR2 RAM on board

Pin Assignment:**COM1 [RS232] 9 Pin, Male, D-sub**

PIN#	COM1 [RS232]
1	
2	RxD
3	TxD
4	
5	GND
6	
7	RTS
8	CTS
9	

COM2 / COM3 [RS485] 9 Pin, Female, D-sub

PIN#	COM2 [RS485]2W	COM2 [RS485]4W	COM3 [RS485]
1	Data-	Rx-	
2	Data+	Rx+	
3		Tx-	
4		Tx+	
5	GND		
6			Data-
7			
8			
9			Data+

Contact: WEINTEK LABS., INC. TEL: +886-2-22286770 Web: www.weintek.com

MT8071iE1_DataSheet_ENG_20161018