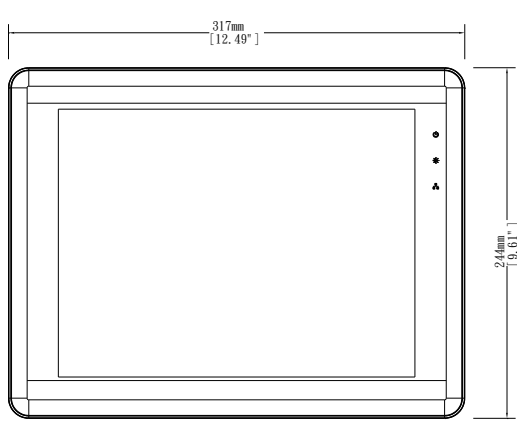




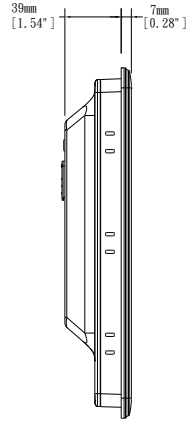
◆ Features

- 12.1" 1024x768 TFT LCD, LED Backlight
- Slim design
- Fan-less Cooling System
- Built-in 256MB Flash Memory
- SD Card Slot for Extension of Storage
- One USB Host Port and one USB Client Port
- COM1 and COM3 RS485 Built-in Isolation
- COM1 and COM3 RS4852W support MPI 187.5K, please use one at one time
- Built-in Power Isolator
- NEMA4/IP65 Compliant Front Panel

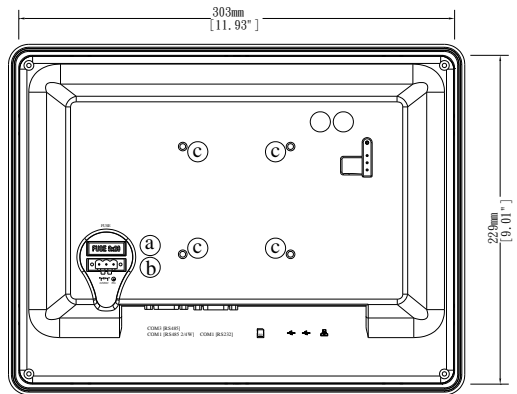
Display	Display	12.1" TFT
	Resolution	1024 x 768
	Brightness (cd/m ²)	500
	Contrast Ratio	700:1
	Backlight Type	LED
	Backlight Life Time	>50,000 hrs.
	Colors	16.2M
Touch Panel	Type	4-wire Resistive Type
	Accuracy	Active Area Length(X)±2%, Width(Y)±2%
Memory	Storage(MB)	256
	RAM (MB)	256
Processor		Cortex A8 32Bit RISC 1GHz
I/O Port	SD Card Slot	SD/SDHC
	USB Host	USB 2.0 x 1
	USB Client	USB 2.0 x 1
	Ethernet	1 RJ45 port (10/100 Base-T)
	COM Port	Com1: RS-232/RS-485 2w/4w, Com3:RS-485 2w
RTC		Built-in
Power	Input Power	24±20%VDC Built-in Power Isolator
	Power Consumption	800mA@24VDC
	Voltage Resistance	500VAC (1 min)
	Isolation Resistance	Exceed 50MΩ at 500VDC
	Vibration Endurance	10 to 25Hz(X,Y,Z direction 2G 30 minutes)
Specification	Enclosure	Aluminum
	Dimensions WxHxD	317 x 244 x 46mm
	Panel Cutout (mm)	305 x 231 mm
	Weight (kg)	Approx.2.1 kg
Environment	Protection Structure	NEMA4 / IP66
	Storage Temperature	-20°~60°C (-4° ~ 140°F)
	Operating Temperature	0° ~ 50°C (32° ~ 122° F)
	Relative Humidity	10% ~ 90% @ 40°C (non-condensing)
Certificate	CE	EN 55022:2010 Class B, EN 55024:2010 EN 61000-3-2:2006+A2:2009, EN 61000-3-3: 2008 AS/NZS CISPR 22:2009+A1:2010
Software		EasyBuilder Pro V4.00.01 or later versions



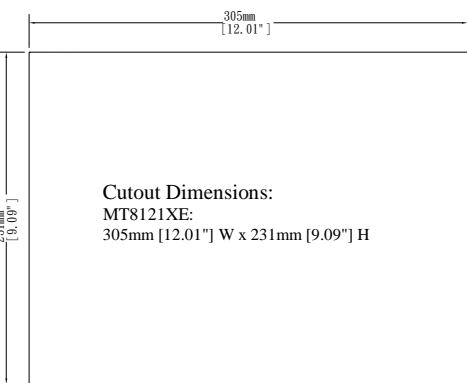
Front View



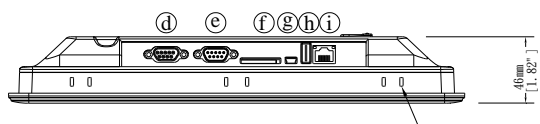
Side View



Rear View



Cutout Dimensions:
 MT8121XE:
 305mm [12.01"] W x 231mm [9.09"] H



Bottom View

Panel-mounting clamp slots, 12 places

a	Fuse
b	Power Connector
c	VESA 75mm Screw Holes
d	Com1 RS485 2W/4W, Com3 RS485 2W
e	Com1 RS232
f	SD Card
g	USB Client
h	USB Host
i	Ethernet

Ordering Information

MT8121XE:
 12.1" 1024x768 TFT LCD HMI, Built-in 256MB flash memory/256MB DDR2 RAM

COM PORT1

PIN#	Symbol	COM1[RS232]
1	Not used	
2	RxD	Received Data
3	TxD	Transmitted Data
4	Not used	
5	GND	Signal Ground
6	Not used	
7	RTS	Ready to send output
8	CTS	Clear to send input
9	Not used	

COM PORT2

PIN#	Symbol	COM1 [RS485]2w	COM1 [RS485]4w	COM3 [RS485] 2w
1	Rx-	Data-	Rx-	
2	Rx+	Data+	Rx+	
3	Tx-		Tx-	
4	Tx+		Tx+	
5	GND	Ground 1		
6	Not used			
7	Data-			Data-
8	Data+			Data+
9	GND			Ground 2